

OPTION 1 (Full lesson) PROPS

KINGDOM LIFE: SPOTLIGHT ON PRAYER 3 – WORSHIP

The following props are for use only with the full Storyboard Lesson (Option 1).

For the Condensed Lesson (Option 2) - see the Condensed Lesson Plan & Poster.

Materials needed:

Essential:	Optional:
Colour printer (or take to print shop)	
Letter size card stock for printing (4 sheets or more – see instructions)	
Scissors	
A flannelgraph, wall or poster to attach prayer template and song to	
Sticky tac, stick-on Velcro or felt to attach teaching aids to display surfaces	

Instructions for lesson props:


1. Print out pages 2 - 3 of this document in **black and white** on letter size card stock (or larger).
2. Print out as many copies as you need of pages 4 - 5 of this document in **colour** on letter size card stock. One bookmark for each child and at least one symbol square for each child.
3. Cut out the symbol squares and the bookmarks. (Write the lesson number on the back of the symbol squares, prayer template, and song.)
4. The bookmarks are for taking home. Hide the symbol squares around the room for the children to find during the lesson.

O glorious God,
we love you
and worship you
because you are:



Father, I adore you
Lay my life before you
How I love you.

Jesus, I adore you
Lay my life before you
How I love you.

Spirit, I adore you
Lay my life before you
How I love you.

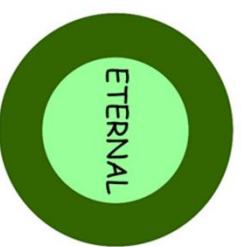


O glorious God, we love you and
worship you because you are:





Amen

O glorious God, we love you and
worship you because you are:





Amen

O glorious God, we love you and
worship you because you are:



Amen

O glorious God, we love you and
worship you because you are:



Amen